

PTZ OPTICS Broadcast PTZ Camera Controller

Model Number:
PT-BRDCSTR-L

<http://ptzoptics.com/broadcast-ptz-camera-controller/>

The PTZ Optics PT-BRDCSTR-L is a broadcast camera control system that supports Sony, JVC, Canon and other handheld-broadcast camcorders. Achieve full speed remote PTZ Control with intelligent soft start and stop control. Feel safe with our built-in voltage control regulator for power protection.

KEY FEATURES

- Supports Sony, JVC, Canon Cameras*
- Supports VISCA, Pelco P & Pelco D control protocols
- Full speed P/T/Z Control, with Intelligent start/stop
- Accurate pinpoint pan, tilt and zoom positioning
- Up to 255 Presets
- Supports wall & tripod mounting
- Low Noise



WHAT'S IN THE BOX

- Camera Controller
- 19V DC Power Supply + Cord
- Instruction Manual
- LANC 2.5mm Camera Control Cable
- 1/4-20 camera tripod mounting bracket
- Tools (for adjustment)
- Wall & Tripod Mounting Screws

Supports Camera Types

Sony PXW-X160, Sony PXW-Z100, Sony PXW-X180, Sony X180,

Sony HXR-NX3, Sony HXR-NX5C, Sony HXR-NX70C, Sony HXR-MC2500,

Sony HXR-MC1500C, Sony NEX, FS700RH, Sony PXW-FS7, JVC

GY-HM650E, JVC GY-HM890E, JCV GY-HM600EC, JCV GY-HM600KX,

JVC GY-HM650EC, JVC GY-HM750E (Requires DIN 6 to 2.5mm LANC

Jack converter), JVC GY-HM790E (Requires DIN 6 to 2.5mm LANC jack

Converter), Canon XF305, Canon XF300, Canon XF205, Canon XF200,

Canon XF105, Canon XF100, Blackmagic Design Studio Camera HD,

Most models with the remote lens control jack (2.5mm LANC)

Supported Control Protocols

VISCA, Pelco-D

Max Systems addressable: 7

Can mix camera types in same control network

Pan & Tilt Movement

Rotation Range 280° (-80° to 200°)

Rotation Speed Level: .01 ~ 25°/S; Vertical: 0.1 ~ 20°/S

Tilt Range 90° total (± 45° or 90 to 0° or 0 to -90 or -45 to -135)

Presets 255 Presets

Additional Support

Remote Camera Power Switch Supported

Integrated Camera Power Supply (over - voltage, under - voltage & over - current protection)

Controller Distance 3900 FT Max (1200m Max)

Max Side Load 11lbs (5kg)

Max Top Load 6.6lbs (3kg)

Control Interface RS-485, RS-422, RS-232

Control Network Single Controller - Multi camera

Multi Controller - Single Camera

Multi Controller - Multi Controller

Electrical Index











Dimensions W x D x H 8.8" x 6.44" x 9.94" (226mm x 164 x 253)

Weight 9.7 lbs. (4.1kg)







Operating Temp: 32 °F to 104 °F (0 °C to 40 °C)

Storage Temp: -4 °F to 140 °F (-20 °C to 60 °C)








Product Line

	PT12X-SDI-GY-G2		PT12X-SDI-WH-G2	1080p PTZ camera, 12X optical zoom, 3G-SDI, HDMI, IP Streaming
	PT12X-USB-GY-G2		PT12X-USB-WH-G2	1080p PTZ camera, 12X optical zoom, USB3.0, HDMI, IP Streaming
	PT20X-SDI-GY-G2		PT20X-SDI-WH-G2	1080p PTZ camera, 20X optical zoom, 3G-SDI, HDMI, IP Streaming
	PT20X-USB-GY-G2		PT20X-USB-WH-G2	1080p PTZ camera, 20X optical zoom, USB3.0, HDMI, IP Streaming
	PT20X-ZCAM-G2			1080p Box Camera, 20X optical zoom, 3G-SDI, IP Streaming
	PTVL-ZCAM-G2			1080p Box Camera, Variable Lenses (4X included), 3G-SDI, IP Streaming

Control Accessories

	PT-BRDCSTR-(L,E,P)		Remote PTZ Head for handheld-broadcast cameras (3 models)
	DB9M-F-xx		Extension Cable, DB9M-F, Plenum, 4 lengths shown in ft. (xx=25, 50, 75, 100)
	VISCA-xx		Daisy Chain Cable, miniDIN8-MM, 4 lengths shown in ft. (xx=25, 50, 75, 100)
	HDSDI-xx		3G SDI Cable, BNC-MM, Plenum, 4 lengths shown in ft. (xx=25, 50, 75, 100)
	HC-JOY-G2		RS232, RS485, RS422, 3D Joystick and Keyboard, VISCA, Pelco-P, Pelco-D
	PT-JOY		IP control, 4D Joystick and Keyboard, Durable Metal Case

Mounting Accessories

	HCM-1-BK		HCM-1-WH	Small Wall Mount, mounts directly to wall or box with supplied hardware
	HCM-2-BK		HCM-2-WH	Large Wall Mount, mounts directly to wall or box with supplied hardware
	HCM-1C-WH			Small Open Ceiling Mount, mounts to 1"NPT pipe
	HCM-2C-WH			Large Open Base Ceiling Mount, mounts to 1"NPT pipe
	PT-CM-1-BK			Surface Ceiling Mount, mounts directly to ceiling or box w/ suppl. hardware

